

How to plant a Hedgerow for biodiversity

Protecting
Farmland
Pollinators



National
Biodiversity
Data Centre
Documenting Ireland's Wildlife

Good quality hedgerows provide the four essential needs of biodiversity:

- 1 Sources of food: pollen, nectar, fruits
- 2 Places to breed
- 3 Places to nest and overwinter
- 4 Corridors to travel across the landscape

What should you plant?

- ✓ Plant a diverse range of species, with no more than 70% of one species. Allow one tree to grow for every ten hedgerow plants.
- ✓ Use native plants of Irish provenance. These are best for biodiversity, and will help stop the import and spread of pests and disease.


Native hedgerow species



Blackthorn



Dog Rose



Guelder Rose



Hawthorn/Whitethorn



Hazel



Holly



Honeysuckle



Spindle

The species listed above can all be regularly cut or managed in a hedgerow.

Don't use cultivated varieties

Trees in a hedgerow: the following native species can be planted to grow into a tree - Blackthorn, Hawthorn/Whitethorn, Holly, Crab Apple, Goat Willow, Grey Willow, Pendunculate Oak, Rowan, Sessile Oak and Wild Cherry.

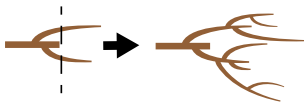
Where to plant your hedgerow

Connecting the new hedgerow with existing habitats will make it easier for pollinators and other wildlife to get to and from your new hedge safely.

How to plant your hedgerow

- 1 Cultivate the ground for ease of planting.
- 2 Plant a double row of two-year old bare-rooted whips in a zig zag pattern (see diagram).
- 3 Protect roots from drying out during planting.
- 4 Plant to the root collar, ensuring roots are not exposed and gently firm into the soil.
- 5 Protect from grazing animals.
- 6 Put a guard on plants that will become trees.
- 7 Prune all other plants (except Holly) to 10cm immediately after planting. Pruning will result in multiple new stems and a dense hedgerow.

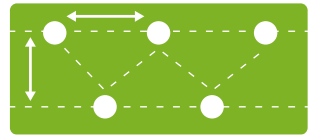
Prune after planting



- 8 Weed management - necessary for 2-3 years:
 - Use a natural mulch e.g., sheep's wool, wet newspaper, plant-based compostable film, well-rotted leaf mould or bark chips.
 - Alternatively, weed by hand.
 - Avoid herbicides.

40cm between plants

40cm
between
plants



Farmer tips:

- ✓ Plant from November to February. If concerned about rabbit damage, plant in February.
- ✓ Many of our unmanaged relict hedgerows have disappeared. If you want to plant a new treeline, select a mix of hedgerow and tree species. In this case, don't prune, and weeds can be kept under control by trampling.



An Roinn Talmhaíochta,
Bia agus Mara
Department of Agriculture
Food and the Marine



European Union
European Regional
Development Fund

Protecting Farmland Pollinators is a European Innovation Partnership (EIP) project funded by the Department of Agriculture, Food, and the Marine (DAFM) under the Rural Development Programme 2014-2020.